







UslimII

Ease of Creation with Standard Product

—Visualization Reinvented in Commercial Spaces


- | | |
|------------------------------------------------------------------------------------------------------------|-----------------------------------------------------------------------------------------------------------------------|
|  Ultra High-definition |  Intelligent Operation & Maintenance |
|  Creative Shapes |  Ultra Slim & Light |
|  Front & Rear Serviceable |  Standardized Cabinet |



FEATURES

- Impressive viewing experience
- Intelligent operation & maintenance control
- Various creative shapes
- User-friendly design

APPLICATIONS



SPECIFICATIONS

Parameter	Value					
Model	UslimII1.5	UslimII1.8	UslimII2.5	UslimII3.2	UslimII3.9	UslimII4.8
Pixel Pitch	1.56mm	1.85mm	2.50mm	3.21mm	3.91mm	4.8mm
Pixel Density	409,600 dots/m ²	291,600 dots/m ²	160,000 dots/m ²	97,344 dots/m ²	65,536 dots/m ²	43,264 dots/m ²
Panel Resolution	320 x 160 dots	270 x 135 dots	200 x 100 dots	156 x 78 dots	128 x 64 dots	104 x 52 dots
	320 x 320 dots	270 x 270 dots	200 x 200 dots	156 x 156 dots	128 x 128 dots	104 x 104 dots
	320 x 640 dots	270 x 540 dots	200 x 400 dots	156 x 312 dots	128 x 256 dots	104 x 208 dots
Panel Size (W x H x D)	500mm×250mm ×39.6mm	500mm×250mm ×39.6mm	500mm×250mm ×39.6mm	500mm×250mm ×39.6mm	500mm×250mm ×39.6mm	500mm×250mm ×39.6mm
	500mm×500mm ×39.6mm	500mm×500mm ×39.6mm	500mm×500mm ×39.6mm	500mm×500mm ×39.6mm	500mm×500mm ×39.6mm	500mm×500mm ×39.6mm
	500mm×1000mm ×39.6mm	500mm×1000mm ×39.6mm	500mm×1000mm ×39.6mm	500mm×1000mm ×39.6mm	500mm×1000mm ×39.6mm	500mm×1000mm ×39.6mm
Material	Die-cast Aluminum	Die-cast Aluminum	Die-cast Aluminum	Die-cast Aluminum	Die-cast Aluminum	Die-cast Aluminum
Brightness	800 cd/m ²	800 cd/m ²	1,000 cd/m ²	900 cd/m ²	900 cd/m ²	1,000 cd/m ²
Color Temperature	2,000 - 9,300 K Adjustable	2,000 - 9,300 K Adjustable	2,000 - 9,300 K Adjustable	2,000 - 9,300 K Adjustable	2,000 - 9,300 K Adjustable	2,000 - 9,300 K Adjustable
Viewing Angle (H/V)	155°/155°	155°/155°	155°/155°	155°/155°	155°/155°	155°/155°
Panel Weight	3.2/5.6/10.5kg	3.2/5.6/10.5kg	3.2/5.6/10.5kg	3.2/5.6/10.5kg	3.2/5.6/10.5kg	3.2/5.6/10.5kg
Contrast Ratio	5,000 : 1	5,000 : 1	5,000 : 1	5,000 : 1	5,000 : 1	5,000 : 1
Service Access	Front & Rear	Front & Rear	Front & Rear	Front & Rear	Front & Rear	Front & Rear
Input Power (Max.)	480 W/m ²	420 W/m ²	480 W/m ²	420 W/m ²	448 W/m ²	500±10% W/m ²
Input Power (Ave.)	160 W/m ²	140 W/m ²	160 W/m ²	140 W/m ²	149 W/m ²	167±10% W/m ²
Ingress Protection	Standard IP50/IP10	Standard IP50/IP10	Standard IP50/IP10	Standard IP50/IP10	Standard IP50/IP10	Standard IP50/IP10
	Optional IP50/IP30	Optional IP50/IP30	Optional IP50/IP30	Optional IP50/IP30	Optional IP50/IP30	Optional IP50/IP30
Input Voltage	100 - 240 VAC	100 - 240 VAC	100 - 240 VAC	100 - 240 VAC	100 - 240 VAC	100 - 240 VAC
Refresh Rate	3,840 Hz	3,840 Hz	3,840 Hz	3,840 Hz	3,840 Hz	3,840 Hz
Operating Temperature /Humidity	-10°C to 45°C/ 10% - 80% RH	-10°C to 45°C/ 10% - 80% RH	-10°C to 45°C/ 10% - 80% RH	-10°C to 45°C/ 10% - 80% RH	-10°C to 45°C/ 10% - 80% RH	-10°C to 45°C/ 10% - 80% RH
Storage Temperature /Humidity	-20°C to 55°C/ 10% - 85% RH	-20°C to 55°C/ 10% - 85% RH	-20°C to 55°C/ 10% - 85% RH	-20°C to 55°C/ 10% - 85% RH	-20°C to 55°C/ 10% - 85% RH	-20°C to 55°C/ 10% - 85% RH

DIMENSIONS

